

## 1/245 Nevada


The vertical ribs feature different positions, widths and depths between 10 and 20 millimeters.

### Dimensions

Series	Uses	Dimensions (mm)	Ordernumber
F	50	▲ 5000 × ► 1000	F1245
T	10	▲ 5000 × ► 1000	T1245

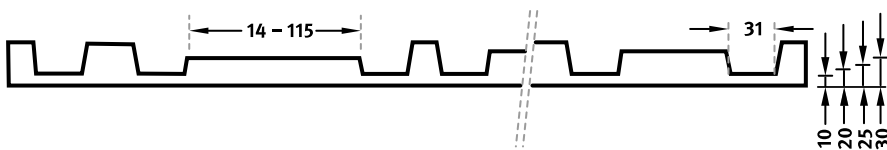
#### 50/10

The specified widths of the 10-timer and 50-timer formliners are a fixed dimension and ensure the continuity of the structure in the case of linear patterns. The longitudinal direction of the pattern is variable and can be ordered from 1 m up to the maximum dimension in 10 cm steps.



## Section Drawing

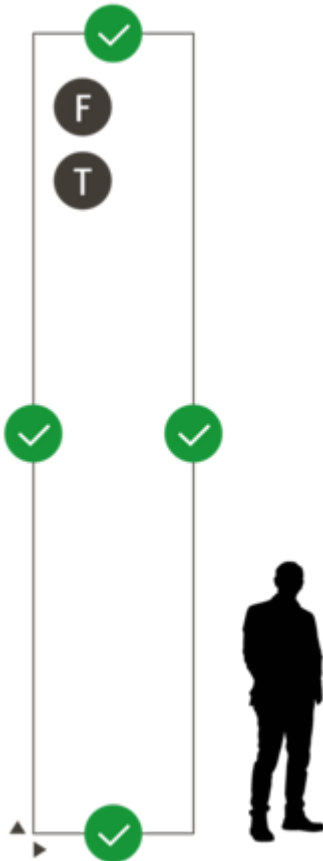
The drawing illustrates the cross-section of our formliner.



## Profile Continuity

Profile continuity is guaranteed at the respective maximum dimensions of the formliner.

Joint lines may occur when sections are joined. Visibility varies depending on the pattern.



**Important note:** To guarantee homogeneity of the concrete surface, it is not recommended to mix the series.

## Material

MATERIAL	RECKLI PUR-Elastomer
TEMPERATURE LIMIT	max. 65 °C
WEIGHT	≈ 23 kg/m <sup>2</sup>
DIMENSIONAL TOLERANCES	See Formliner Properties page for details

## Contact

Are you an architect, planner or user looking for information materials or personal contact? Would you like to order a sample? We will be happy to respond to your individual inquiry.

[info@reckli.com](mailto:info@reckli.com)

+49 2323 1706-0

**RECKLI GmbH**

Industriestraße 36

44628 Herne

Germany