

2/175 Friesland

A rib pattern with a ribbed steel roof look, which is enlivened by the interplay of light and shadows. The distance between the elevations lies between 30 and 105 millimeters.

Dimensions

Series	Uses	Dimensions (mm)	Ordernumber
C	100	▲ 6000 × ► 1670	C2175
F	50	▲ 6000 × ► 1000	F2175
T	10	▲ 6000 × ► 1000	T2175


100

100-timer formliners are supplied in an individual dimension within the maximum indicated sizes.

50/10

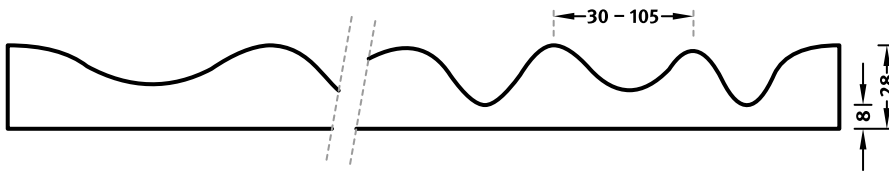
The specified widths of the 10-timer and 50-timer formliners are a fixed dimension and ensure the continuity of the structure in the case of linear patterns. The longitudinal direction of the pattern is variable and can be ordered from 1 m up to the maximum dimension in 10 cm steps.

Please note: The drawing shows the formliner, not the concrete view.



Section Drawing

The drawing illustrates the cross-section of our formliner.

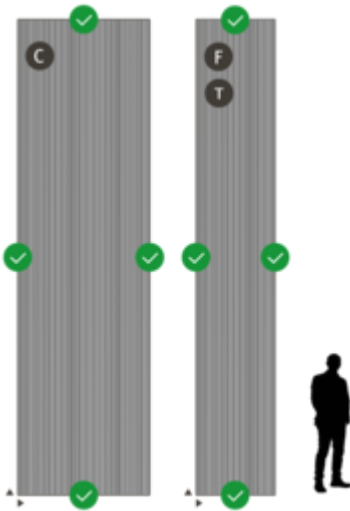


Profile Continuity

Profile continuity is guaranteed at the respective maximum dimensions of the formliner.

Joint lines may occur when sections are joined. Visibility varies depending on the pattern.

Please note: The drawing shows the formliner, not the concrete view.



Important note: To guarantee homogeneity of the concrete surface, it is not recommended to mix the series.

Material

MATERIAL	RECKLI PUR-Elastomer
TEMPERATURE LIMIT	max. 65 °C
WEIGHT	≈ 27 kg/m ²
DIMENSIONAL TOLERANCES	See Formliner Properties page for details

Contact

Are you an architect, planner or user looking for information materials or personal contact? Would you like to order a sample? We will be happy to respond to your individual inquiry.

info@reckli.com

+49 2323 1706-0

RECKLI GmbH

Industriestraße 36

44628 Herne

Germany